



SUBMERSIBLE PUMP



SUBMERSIBLE PUMP



Features


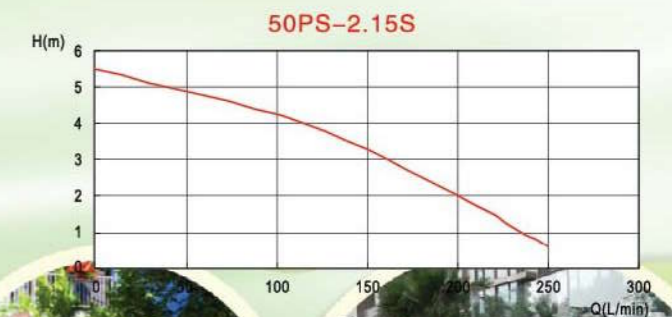
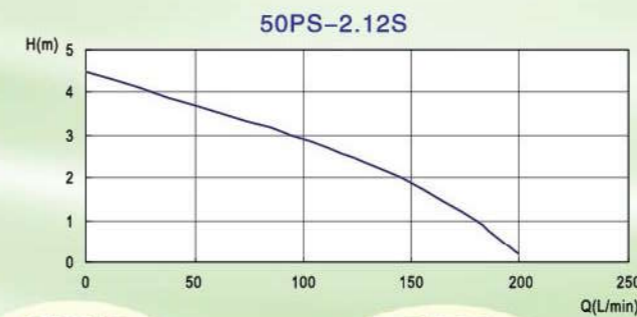
- Portable, Save electricity and High-performance
- Auto suction pump with cylindrical floater, easy to install in the confined spaces
- Italy imported double-faced mechanical seal to ensure the pump seal performance.
- SUS-304 stainless steel for motor housing, motor shaft and screws
- Current protector and thermal protector.

Application

- Suitable for clean water, salt water, factory sewage
- Water supply and disposal, water circulation and water change for crop farming, forestry and fishery use.
- Equipment use for aquarium, landscape waterfall, water drainage and filtration

Model	Output Power		Caliber	Phase	Polarity	Voltage	Capacitor	Capacity	Head	Length	Width	Height	Weight	Max. Solids
	HP	Watt												
50PS-2.12S	0.15	120	2"	1	2	220-230V	10	200	4.5	25	15	38	6.6	25
50PSF-2.12S	0.15	120	2"	1	2	220-230V	10	200	4.5	25	18	38	6.8	25
50PS-2.15S	0.2	150	2"	1	2	220-230V	28	250	5.5	25	15	38	7.1	25
50PSF-2.15S	0.2	150	2"	1	2	220-230V	28	250	5.5	25	18	38	7.3	25
50PS-2.15	0.2	150	2"	1	2	110V	28	250	5.5	25	15	38	7.1	25
50PS-2.15T	0.2	150	2"	3	2	380V	-	250	5.5	25	15	38	7.1	25

Performance Curve



TRUST . EFFICIENT . QUALITY